

QHN Network Dashboard 2021



Our Network



100% of hospitals in our service area participate

90+% of providers in our service area participate

73% of patients have data in two or more systems

Total Lives Supported

over **1 Million**



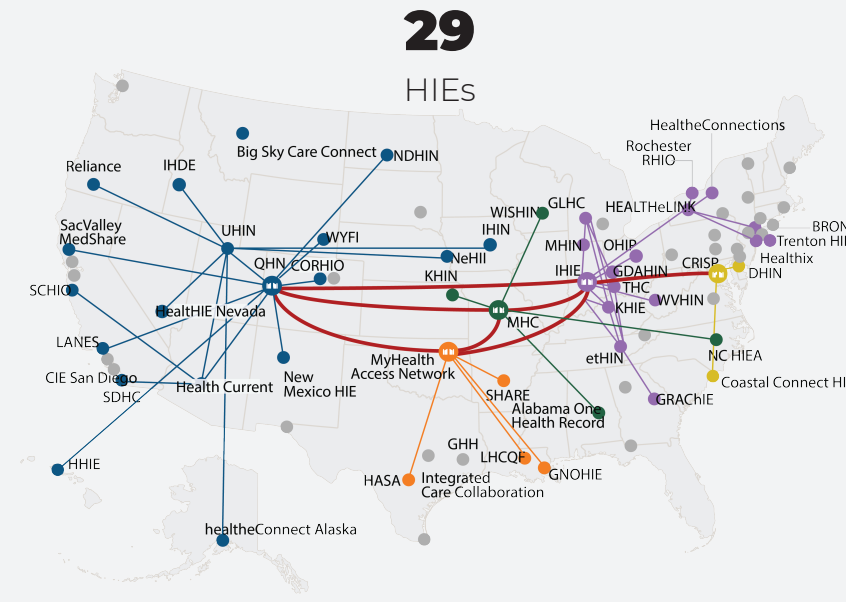
Messages Routed

over **137 Million**



since 2015

The QHN "hub" shares data with HIE's throughout the USA



QHN Users Today

over **4,900**



Event Notifications Delivered

over **3.8 Million**



since 2015

Health Information Exchange Benefits¹

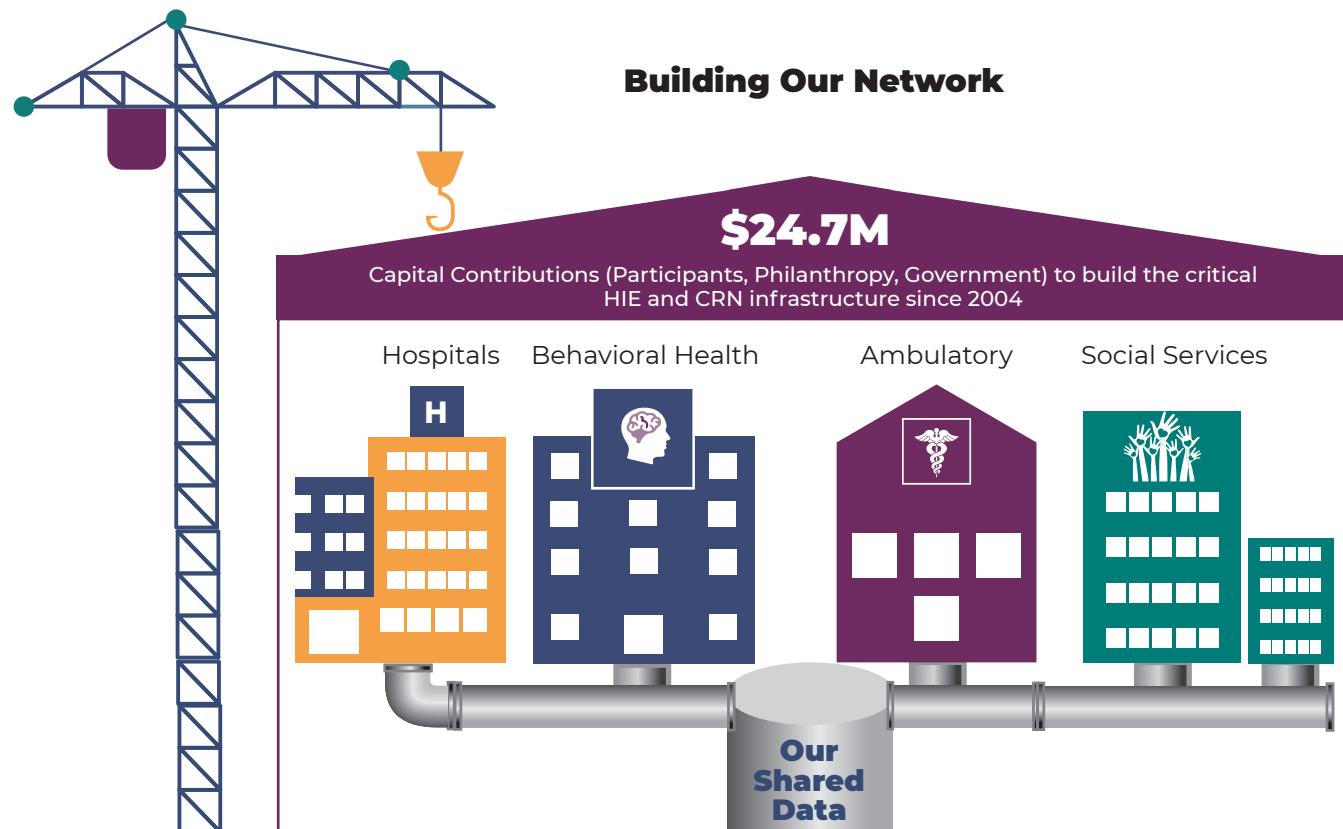
Reduces:

- ↓ duplicate tests
- ↓ cost of results delivery
- ↓ unnecessary re-admissions²
- ↓ costs to operate

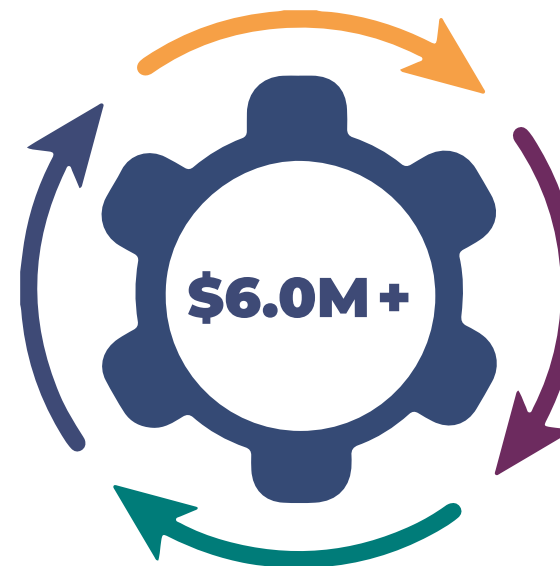
Improves:

- ↑ efficiency
- ↑ medication accuracy
- ↑ patient safety
- ↑ patient satisfaction
- ↑ emergency care

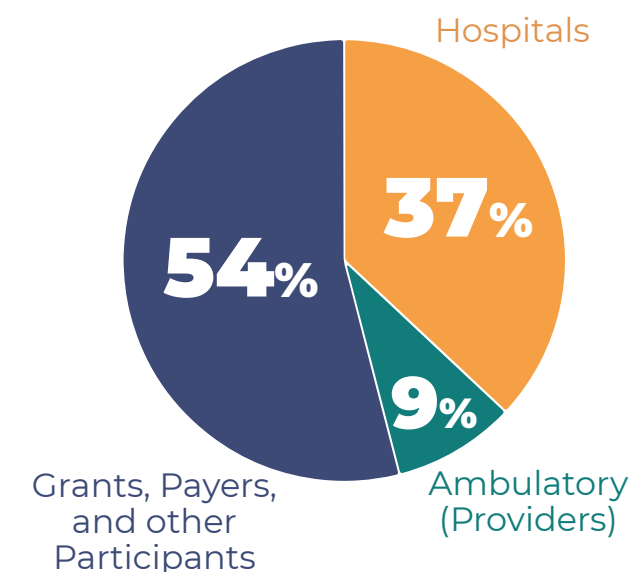
We Are Better Together



Our Annual Network Operating Costs



Who pays Our Operating Costs?



Our Network helps you save money, time, and even lives.

We:

Deliver data to EMRs



Aggregate and analyze data



Identify gaps in care



Improve quality measure reporting



Improve the ability to manage population health



Enhance coordination of services



¹ <https://qualityhealthnetwork.org/hie-value>

² The Potential for Community-Based Health Information Exchange Systems to Reduce Hospital Readmissions: <https://www.nyehealth.org/the-potential-for-community-based-health-information-exchange-systems-to-reduce-hospital-readmissions/>