

QHN Network Dashboard 2022



Our Network



100% of hospitals in our service area participate
90+% of providers in our service area participate
73% of patients have data in two or more systems

Total Lives Supported

over
1.3 Million



QHN Users Today

over
5,400



Messages Routed

over
142 Million



since 2015

Event Notifications Delivered

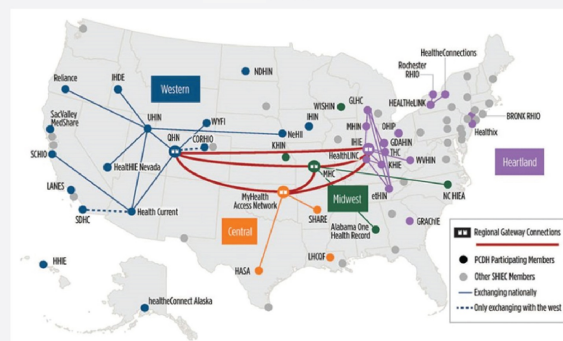
over
5.4 Million



since 2015

The QHN "hub" shares data with HIE's throughout the USA

30 HIEs



Health Information Exchange Benefits¹

Reduces:

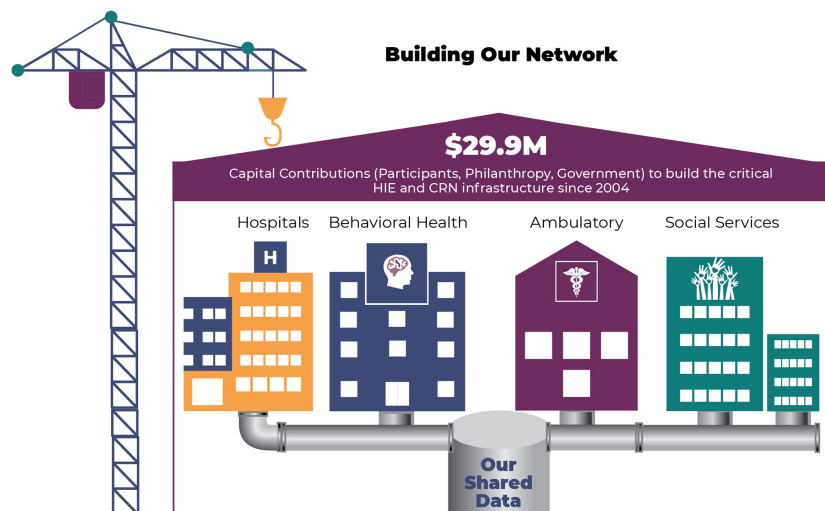
- ↓ duplicate tests
- ↓ cost of results delivery
- ↓ unnecessary re-admissions²
- ↓ costs to operate

Improves:

- ↑ efficiency
- ↑ medication accuracy
- ↑ patient safety
- ↑ patient satisfaction
- ↑ emergency care

We Are Better Together

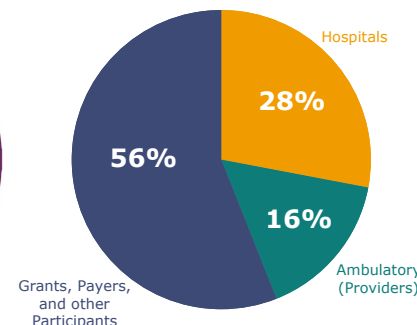
Building Our Network



Our Annual Network Operating Costs



Who pays Our Operating Costs?



Our Network helps you save money, time, and even lives.

We:

Deliver data to EMRs



Aggregate and analyze data



Identify gaps in care



Improve quality measure reporting



Improve the ability to manage population health



Enhance coordination of services



¹ <https://qualityhealthnetwork.org/hie-value>

² The Potential for Community-Based Health Information Exchange Systems to Reduce Hospital Readmissions: <https://www.nyehealth.org/the-potential-for-community-based-health-information-exchange-systems-to-reduce-hospital-readmissions/>